

dance **M** project

“Mischief and Majesty”

Saturday, June 27th 11:00 am
Round Rock Performing Arts Center

Performance Packet

Here is where you will find important detailed information regarding the year end showcase. Please read all information carefully and do not misplace this packet.

Included in this packet:

- Show Time
- Arrival Time
- Detailed Green Room/Dressing Room Information
- Tickets and ticket information
- Backstage Mom duties
- Costume Information
- DVD Order Form
- Flower Order Form
- T-Shirt Order Form

Performance and Arrival Times

Arrival Time: All Dancers Must Arrive at 10:00 am Doors Open (auditorium doors) 10:40 am

1st Half Performers	2nd Half Performers	Odds and Ends
<ul style="list-style-type: none">•Immediately head to the green room and put your belongings in the designated area and meet your backstage mom.•Dancers should already have hair and make-up done upon arrival.•Moms may help put on their costume, but must leave and take their seats in the auditorium.•Please remember if you are not a backstage mom you should not be in the green room.	<ul style="list-style-type: none">•Immediately head to the green put your belongings in the designated area.•Dancers should already have hair and make-up done upon arrival.•Head to the auditorium and enjoy the 1st half of the performance.•2nd half performers must head back to the green room during intermission.	<ul style="list-style-type: none">•Once you have dropped off your child with the backstage mom, please take your seats.•Backstage moms will be the only persons allowed in the green room.•Plenty of signs will direct you to the green room, dancer pick up and dancer drop off.•No one is allowed backstage!!•Be sure to bring your child back to the green room at least 3 songs til the end of the show to get them lined up for final bows.

Detailed Green Room/Dressing Room Information

Green Room

- Only Backstage Moms and Dancers are allowed in the green room.
- Absolutely NO MEN allowed. This includes dads and little brothers.
- The green room is also considered a dressing room.
- This is where you will be able to drop off and pick up your dancers.
- Signs will be located in the green room with your dancers song title and backstage mom(s) names.
- Dancers will stay in this room until called backstage from one of the backstage crew members.
- Once the dancers are handed off to backstage crew, the backstage mom must take their seats.

Green Room Etiquette

- throw away all of your trash.
- backstage moms are responsible for their section of the green room.
- keep voices to a minimum.
- NO MEN allowed!!
- No food or drink allowed!!

BACKSTAGE MOM DUTIES

★ free registration for Fall 2009 ★ BSM's need no ticket

- Attend (1) meeting prior to performance to take care of any issues and/or questions.
- Arrive to green room and stay in the designated class area for mom drop off and pick up.
- Stay with the class you are responsible for until a member of the backstage crew calls them to the backstage area.
- Keep class occupied with games and or a movie (portable dvd, works great).
- After that class dance, head to the green room for mom pick up.
- Help keep dancers neatly groomed prior to performing.
- Work with the instructors on keeping dancers lined up and ready to go.
- Help organize final bow (which we will discuss in meeting).

Frequently Asked Questions:

1. Will I be able to watch my child perform? YES
2. Can I go backstage with the class? No. Your duties are to stay with them in the green room until a backstage crew member calls them. You then may take your seat.

We are looking for dads support as well...

We need ushers to run the doors prior, during and after the show. Sign up at the studio front lobby!

COSTUMES

Arrival:

costumes are arriving in May/ June and will be distributed accordingly.

Distribution:

costumes will either be on a hanger and or folded neatly in a bag. Included in your costume(s) kit will be detailed information on hair, shoes etc.

Costume Care:

HAND WASH only!

AIR DRY!

NO IRON!!

Account Balances:

- costumes will not be passed out to your dancer if you have an outstanding balance on your account.
- please check the front office for questions concerning your account.

Performance Day Costume Etiquette:

- place your costumes on a hanger.
- never wear your costume without a cover up.
- do not eat or drink in costumes

Reminder: Not all costumes will fit perfect. Minor alterations may be necessary and is to be done by the parent/guardian.

Dress Rehearsal Week June 8th – June 12th

******subject to change******

- Dress Rehearsal Week is on the same day your child comes to his/her dance class.
- Example: If your child's normal dance class is Monday @ 10:00 am, you will bring your dancer at the same time in costume with hair and makeup already applied the week of June 8th-12th

Video


Performances will be professionally video taped by Sharp Shooters and sold to you on quality DVDs. Look for order forms in the studio lobby. Absolutely no video devices of any kind will be permitted in the auditorium.

Tickets

- Included in your packet are 2 tickets for one child or 4 tickets for more than one child participating in the Showcase.
- M.A. Dance Project is not responsible for lost or stolen tickets.
- Additional tickets are available for purchase at the front desk (in May) for \$6.00. Children 5 & under attend free.
- Tickets will also be available to day of the show.

Odds and Ends

Frequently Asked Questions?		
How do I know if my child is in the first or second half of the performance? Answer: A few weeks prior to the performance, a show order will be posted in the studio front lobby.	Where do I find my child's backstage mom? Answer: There will be signs posted in the green room indicating your child's song and will list your backstage mom. There is where the class will meet.	How come my child did not receive her costume? Answer: You may have a balance on your account. Please check with the front desk to take care of this.



Performance Etiquette

- Arrive on time
- Pick up your child from the BSM immediately
- Always wear a cover up. Dancers are not allowed to roam the auditorium with their costumes on.
- Stay seated throughout the entire performance. Ushers will only allow people, including backstage moms, to enter and exit the auditorium during pauses only.
- Noisy children should leave the auditorium.
- NO FLASH PHOTOGRAPHY!!! Very distracting for young dancers especially. You will be asked to leave!!
- Video is not allowed.
- No talking during a performance.
- Turn off cell phones and pagers
- Stay organized!


Round Rock Performing Arts Center

5800 McNeil Drive Austin, Texas 78729

Directions coming from studio: Take Parmer Lane West. Take a left on McNeil Drive. Performing Arts Center will be on your left. Do not go to the McNeil High School Entrance.

Quick Stats: 1491 seats, stage 50' wide, 35' deep and 20' high.

Green Room: 42 X 42



- Pre-Order Only!
- Beautiful Red or Pink Roses from Ecuador.
- Long Lasting!!
- Wrapped with coordinating ribbon and tissue.
- Pick Up the day of showcase.
- Pick Up Times: Before show and during intermission only!!
- Fill out order form below and return form no later than Friday, May 9th.
- One form per order/dancer.

(cut along dotted line)



Flower Order Form

Indicate Appropriate Performance "Mischief and Majesty" "Backstage Pass"

Contact Name: _____ Number: _____

Dancer Name: _____


Single Red Rose \$3.00 3 Red Roses \$6.00 6 Red Roses \$12.00 1 Dozen Red Roses \$15.00

Single Pink Rose \$3.00 3 Pink Roses \$6.00 6 Red Roses \$12.00 1 Dozen Pink Roses \$15.00

Total Amount Due: \$ _____

Payment Type: Visa MC Cash Check

Check Number: # _____



T-Shirt Order Form

Pre-Order your keepsake T-Shirt. Only a few extras will be available the day of the performance so order yours today. Order forms and payment due by May 1st!! 1 order form per dancer please. Cost: \$20.00

Dancers Name: _____ Contact Phone # _____

Indicate which performance: "Mischief and Majesty" "Backstage Pass"

Pick your dancers size: YS YM YL AS AM AL AXL

of T-Shirts _____ Total Due: \$ _____ Amount Paid \$ _____ Type: _____